

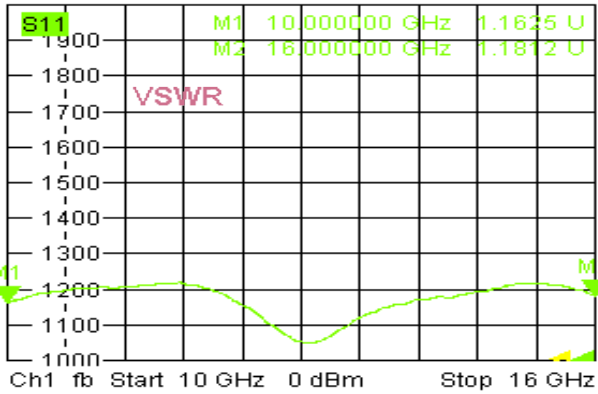


# Typical Performance

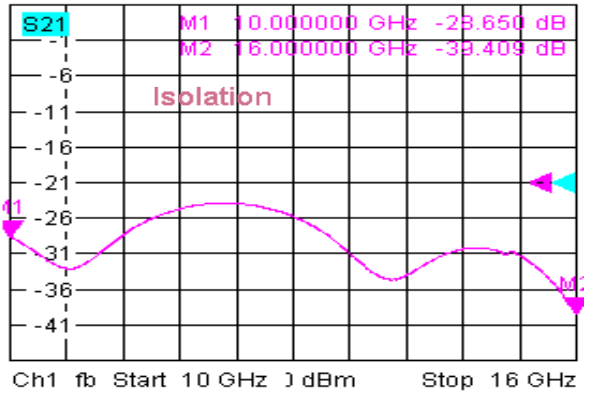
## 1. Coupling Factor & Sensitivity, Isolation, VSWR



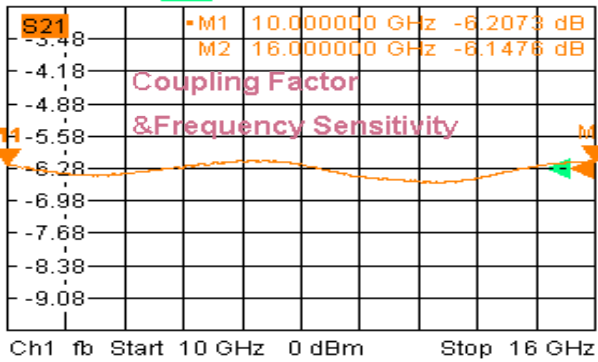
Trc1 Mem5[Trc1] S11 SWR 100 mU/ Ref 1 U Cal Invisi



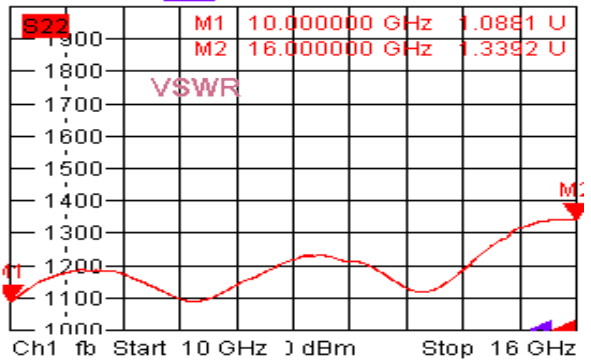
Trc2 Mem6[Trc2] S21 dB Mag 5 dB / Ref -21 dB



Trc3 Mem7[Trc3] S21 dB Mag 0.7 dB / Ref -6.28 dB



Trc4 Mem8[Trc4] S22 SWR 100 mU/ Ref 1 U Cal Invisi

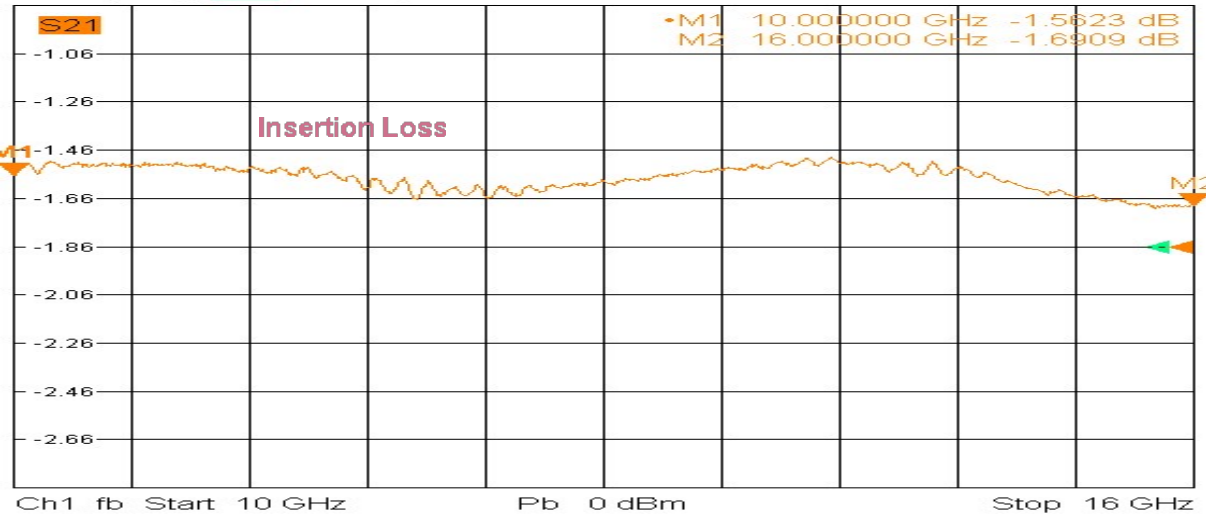


4/11/2020, 12:40 AM

## 2. Insertion Loss



Trc3 Mem7[Trc3] S21 dB Mag 0.2 dB / Ref -1.86 dB Cal Invisible 3 (Max)



4/11/2020, 12:42 AM

