

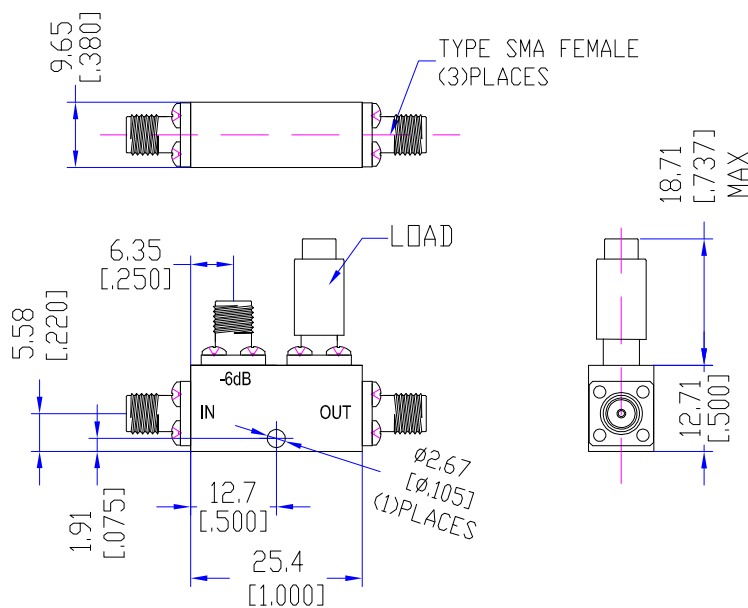
Model TDC170200A6

Features

Low VSWR
High Directivity
Broadband & Miniature Size

Technical Data Sheet			
Frequency Range	17~20GHz	Finish	Painted Blue_ RAL #5007
Insertion Loss	≤0.7dB (Excl. Coupling Loss 1.26dB)	Connector Body	Passivated Stainless Steel
Coupling Factor	≤6±0.7dB	Housing	Aluminum, 6061 T6 Clear Chem Conversion Film
Coupling Sensitivity	≤±0.7dB	Connector Pin	Beryllium Copper, Gold Plate
Directivity	≥14dB	Solder	Lead Free, RoHS Compliant
VSWR	Primary ≤1.50:1 Secondary ≤1.50:1	Operating Temperature	-55~+85°C
¹ Power Handling	Incident ≤20Watt; Reflected ≤1Watt	Operating Humidity	Up to 95%, Non- Condensing
Impedance	50Ω	Weight	20g
Port Connectors	SMA-Female		

¹Power Handling guaranteed when load's VSWR within 1.50:1.

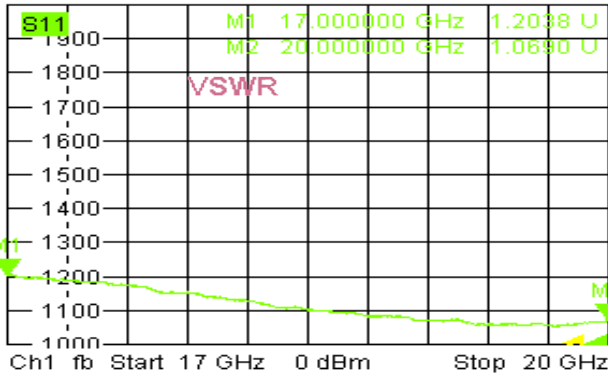


Typical Performance

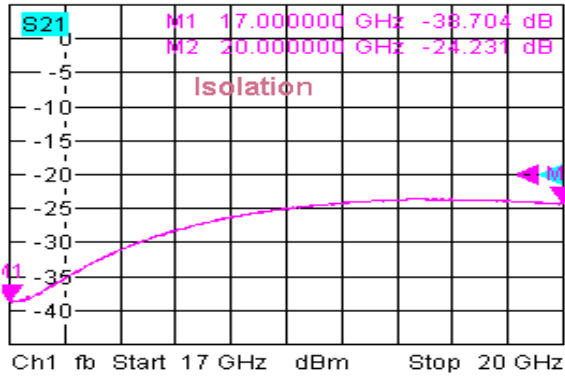
1. Coupling Factor & Sensitivity, Isolation, VSWR



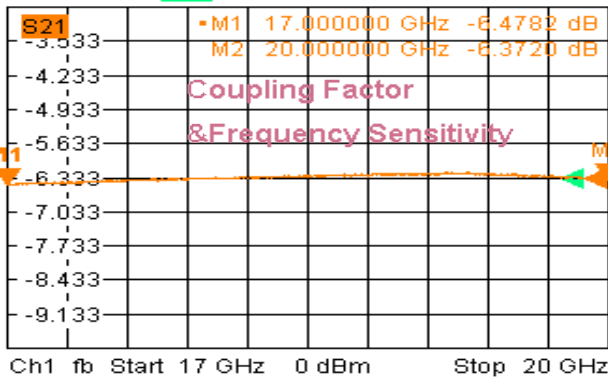
Trc1 Mem5[Trc1] **S11** SWR 100 mU/ Ref 1 U Cal Invisible



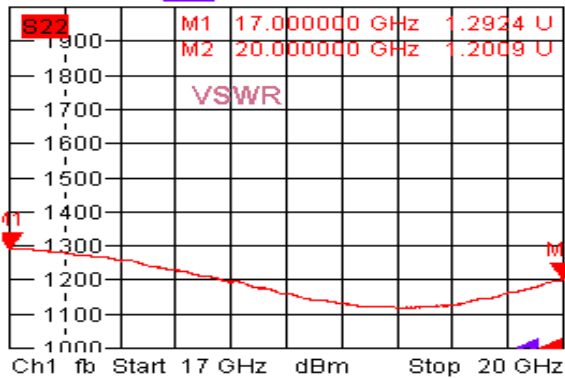
Trc2 Mem6[Trc2] **S21** dB Mag 5 dB / Ref -20 dB



Trc3 Mem7[Trc3] **S21** dB Mag 0.7 dB / Ref -6.333 dB



Trc4 Mem8[Trc4] **S22** SWR 100 mU/ Ref 1 U Cal Invisible

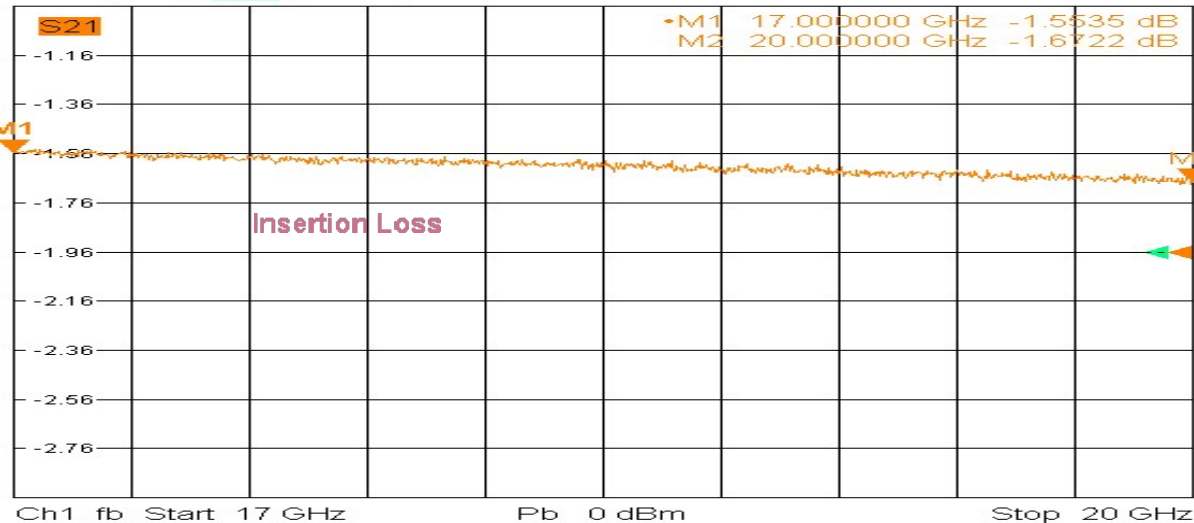


10/21/2020, 3:11 PM

2. Insertion Loss



Trc3 Mem7[Trc3] **S21** dB Mag 0.2 dB / Ref -1.96 dB Cal Invisible 3 (Max)



10/21/2020, 3:11 PM

