

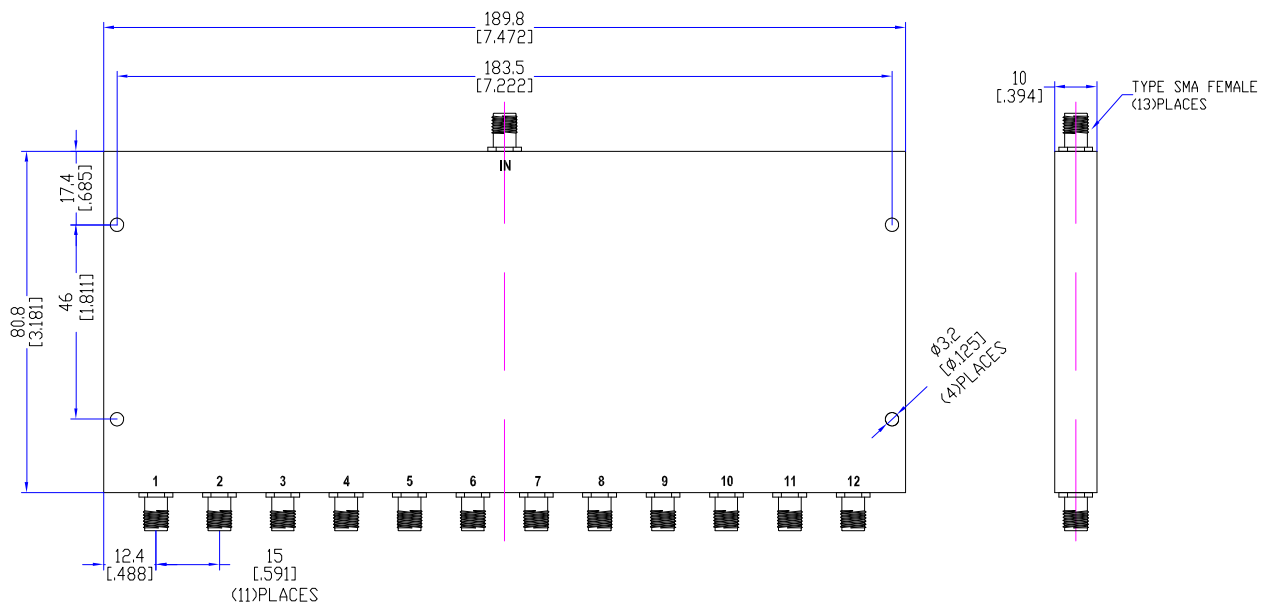
Model TPD2040A12

Features

Excellent phase& amplitude balance
 Low Insertion Loss& VSWR
 High Isolation

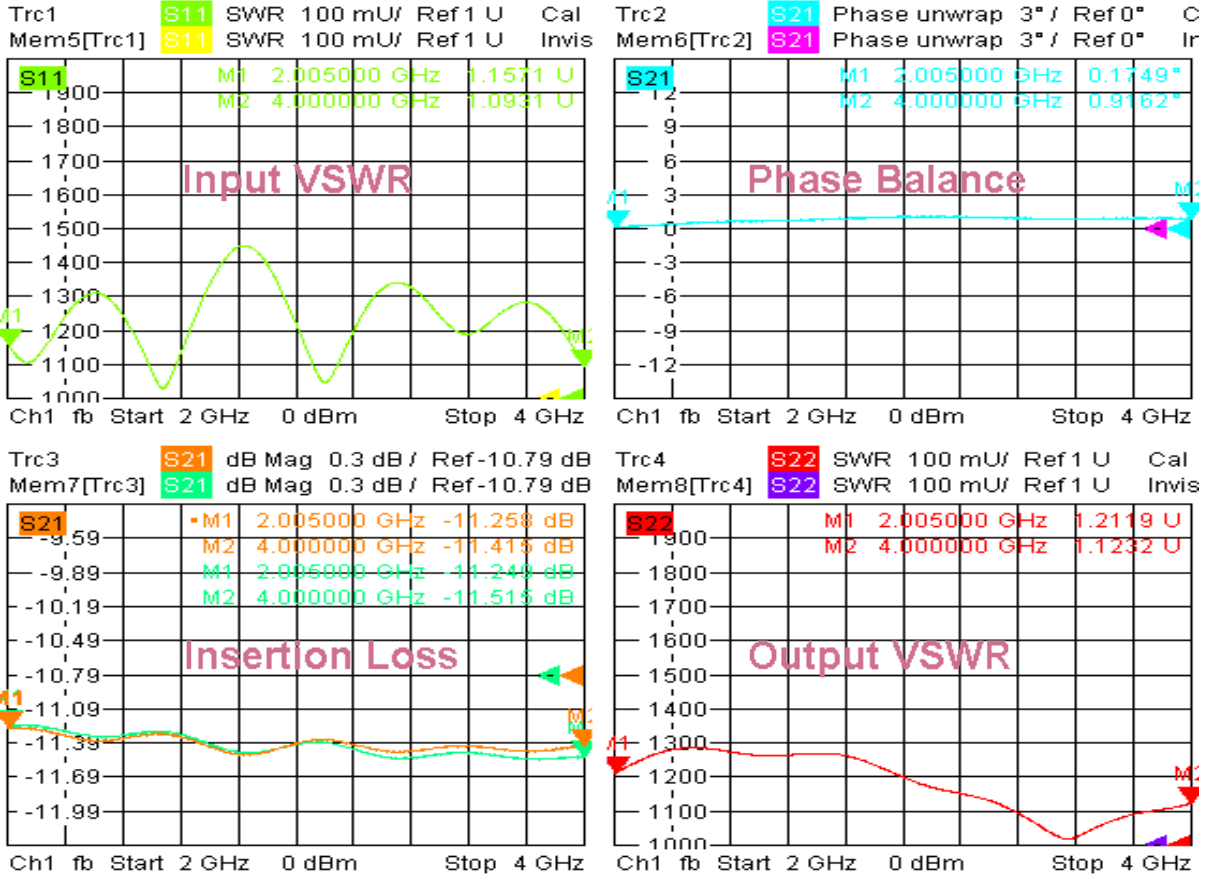
Technical Data Sheet			
Frequency Range	2~4GHz	Finish	Painted Blue_ RAL #5007
Insertion Loss	≤1.3dB (Above 10.79dB Split)	Connector Body	Brass, Tri-Alloy Plate
VSWR	Input ≤1.40:1 Output ≤1.30:1	Housing	Aluminum, 6061 T6 Clear Chem Conversion Film
Isolation	≥20dB	Connector Pin	Beryllium Copper, Gold Plate
Amplitude Balance	≤±0.5dB	Solder	Lead Free, RoHS Compliant
Phase Balance	≤±5°	Operating Temperature	-55~+85°C
¹ Power Handling	Forward ≤30Watt; Reversed ≤1Watt	Operating Humidity	Up to 95%, Non- Condensing
Impedance	50Ω	Weight	370g
Port Connectors	SMA-Female		

¹Power Handling guaranteed when load's VSWR within 1.50:1.



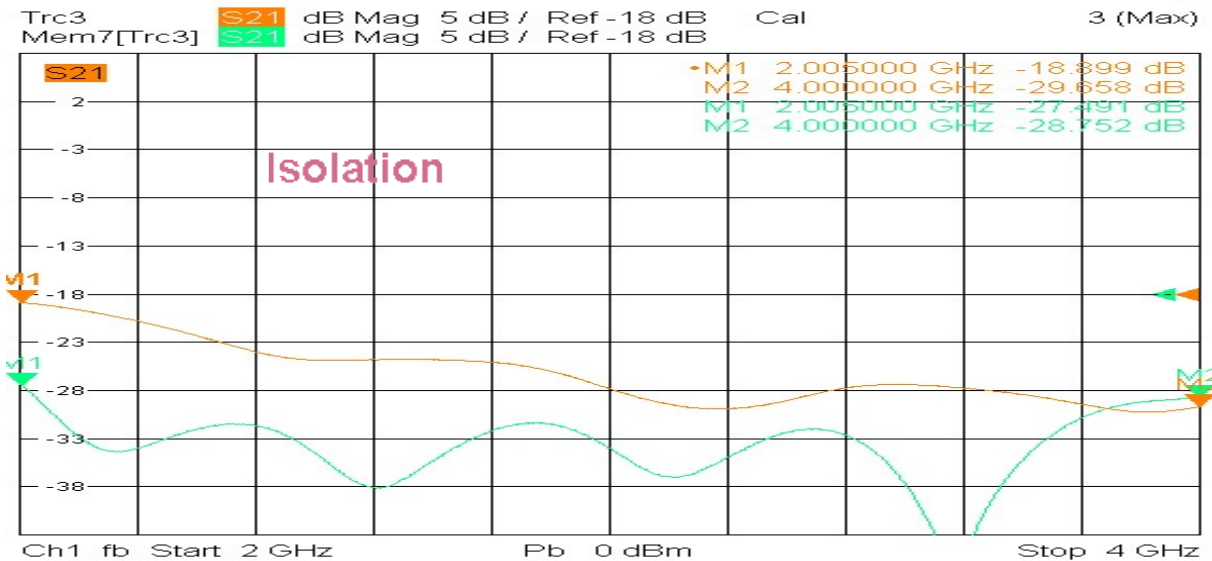
Typical Performance

1. Insertion Loss, Amplitude &Phase Balance, VSWR



10/12/2020, 11:55 AM

2. Isolation



10/12/2020, 11:59 AM

