

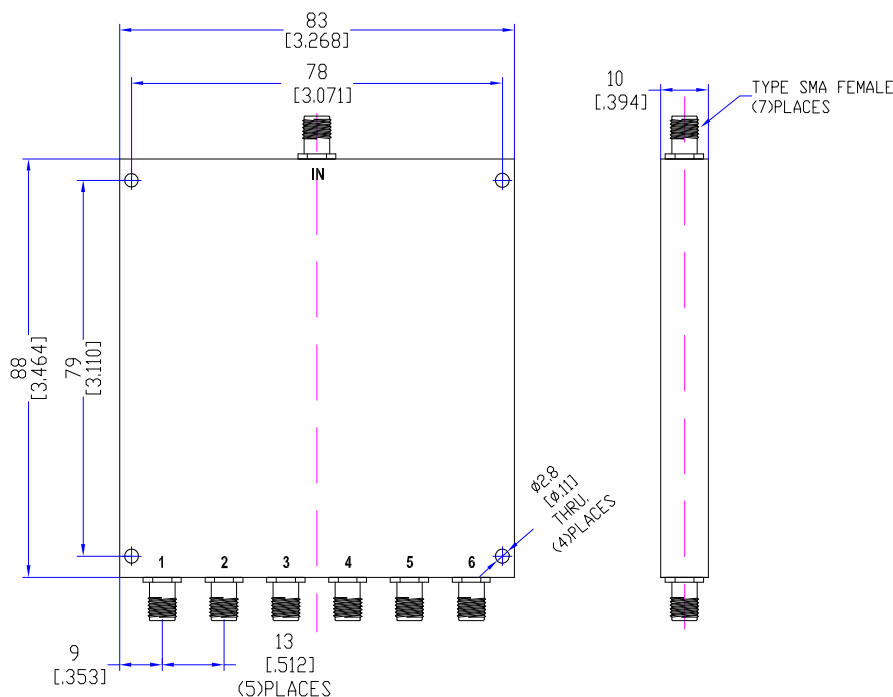
## Model TPD2080A6

### Features

- Excellent phase & amplitude balance
- Low Insertion Loss & VSWR
- High Isolation

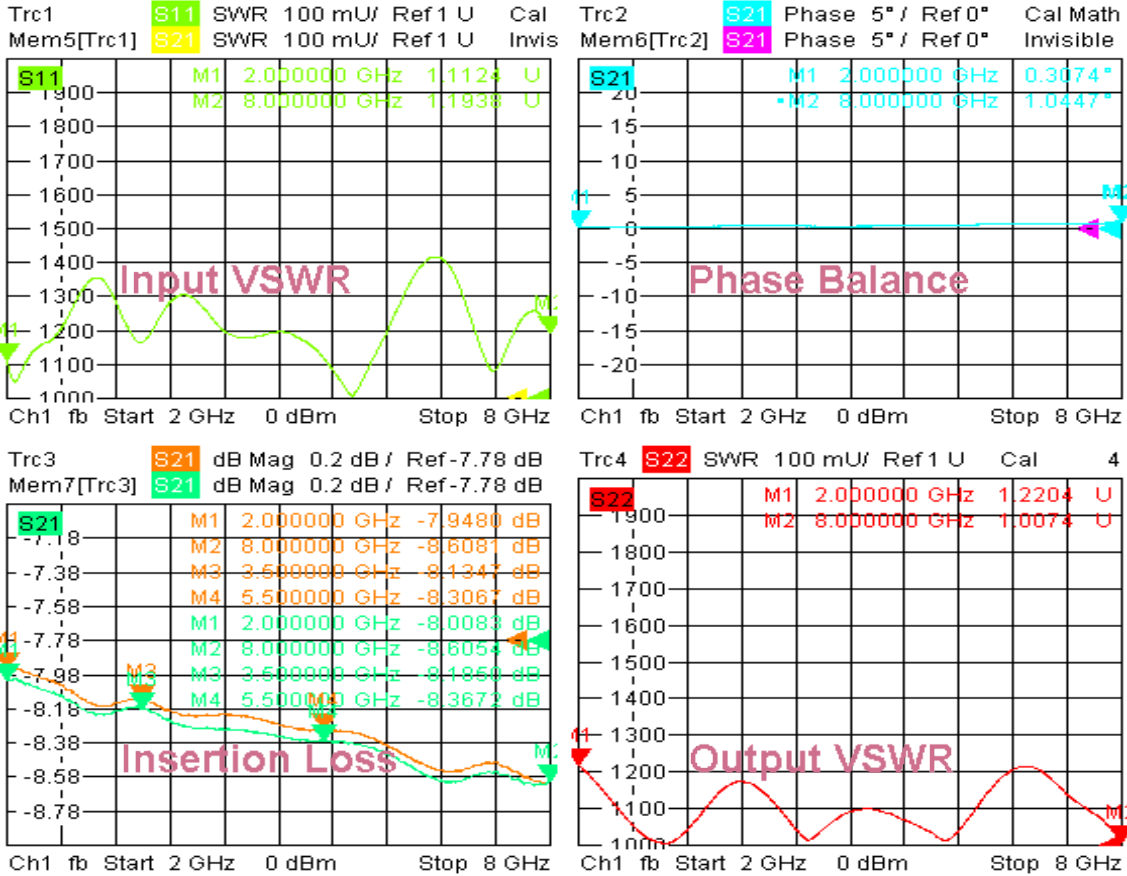
Technical Data Sheet			
Frequency Range	2~8GHz	Finish	Painted Blue_ RAL #5007
Insertion Loss	≤1.40dB (Above 7.78dB Split)	Connector Body	Brass, Tri-Alloy Plate
VSWR	Input ≤1.50:1 Output ≤1.40:1	Housing	Aluminum, 6061 T6 Clear Chem Conversion Film
Isolation	≥19dB	Connector Pin	Beryllium Copper, Gold Plate
Amplitude Balance	≤±0.5dB	Solder	Lead Free, RoHS Compliant
Phase Balance	≤±5°	Operating Temperature	-55~+85°C
<sup>1</sup> Power Handling	Forward ≤30Watt; Reversed ≤1Watt	Operating Humidity	Up to 95%, Non-Condensing
Impedance	50Ω	Weight	210g
Port Connectors	SMA-Female		

<sup>1</sup>Power Handling guaranteed when load's VSWR within 1.50:1.



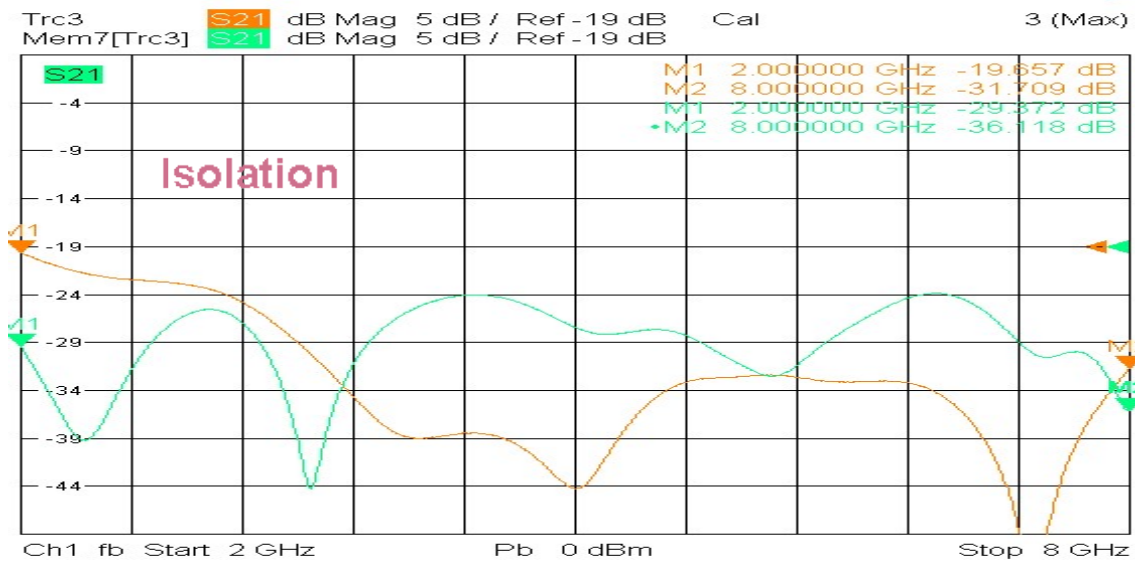
## Typical Performance

### 1. Insertion Loss, Amplitude & Phase Balance, VSWR



7/12/2019, 11:04 PM

### 2. Isolation



7/12/2019, 11:05 PM

