

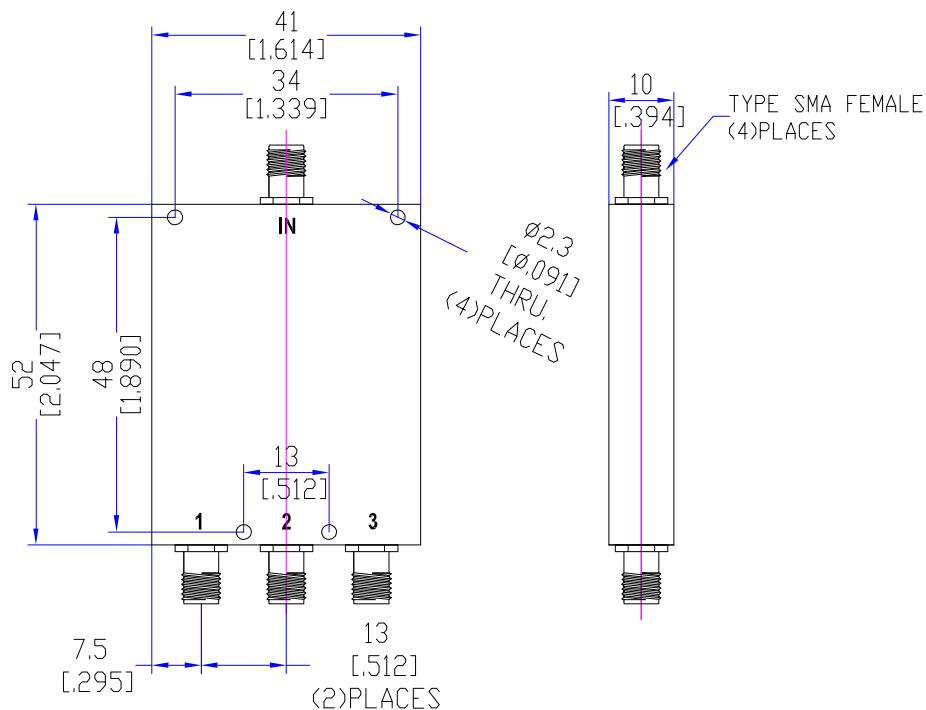
Model TPD1500A3

Features

- Excellent phase& amplitude balance
- Low Insertion Loss& VSWR
- High Isolation

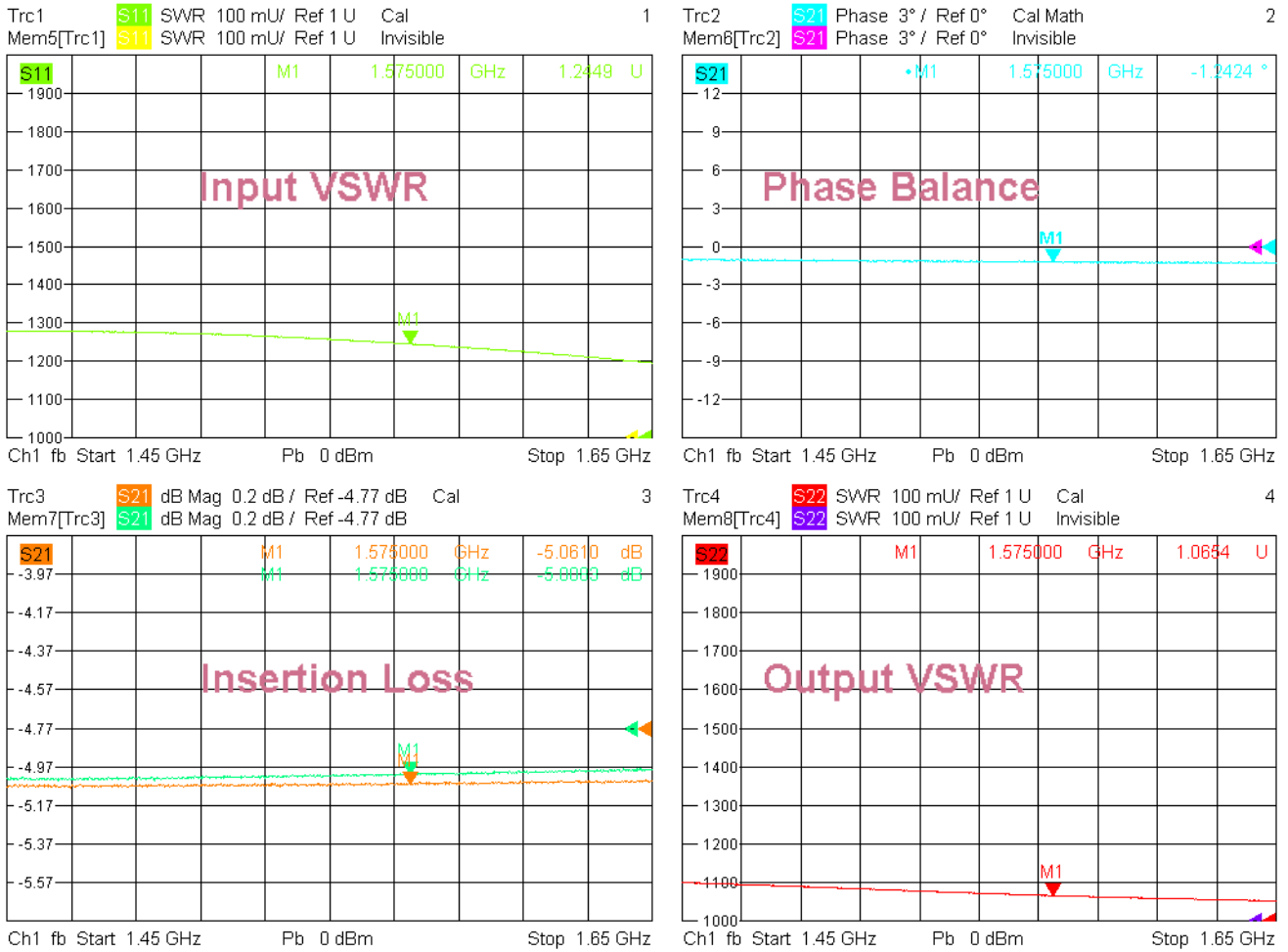
Technical Data Sheet			
Frequency Range	1575MHz	Finish	Painted Blue_ RAL #5007
Insertion Loss	≤0.8dB (Above 4.77dB Split)	Connector Body	Brass, Tri-Alloy Plate
VSWR	Input ≤1.40:1 Output ≤1.40:1	Housing	Aluminum, 6061 T6 Clear Chem Conversion Film
Isolation	≥18dB	Connector Pin	Beryllium Copper, Gold Plate
Amplitude Balance	-----	Solder	Lead Free, RoHS Compliant
Phase Balance	-----	Operating Temperature	-55~+85°C
¹ Power Handling	Forward ≤20Watt; Reversed ≤1Watt	Operating Humidity	Up to 95%,Non- Condensing
Impedance	50Ω	Weight	60g
Port Connectors	SMA-Female	DC Block	Port 1& Port 3

¹Power Handling guaranteed when load's VSWR within 1.50:1.



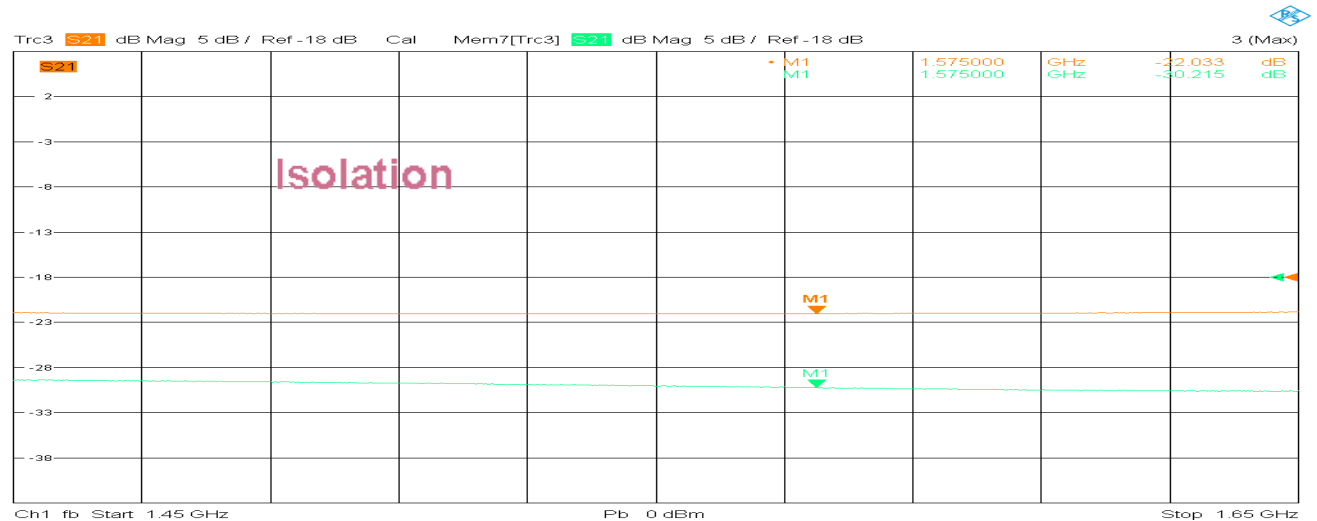
Typical Performance

1. Insertion Loss, Amplitude &Phase Balance, VSWR



1/7/2022, 9:40 AM

2. Isolation



1/7/2022, 9:42 AM

