

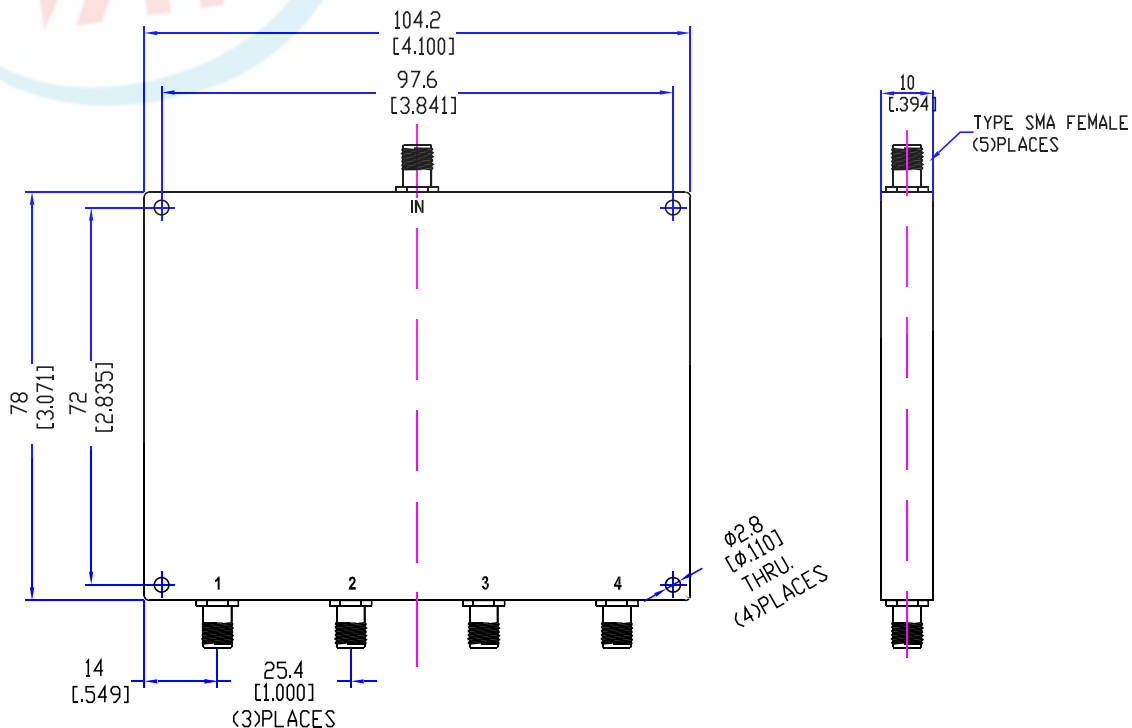
## Model TPD0606A4

### Features

Excellent phase & amplitude balance  
 Low Insertion Loss & VSWR  
 High Isolation

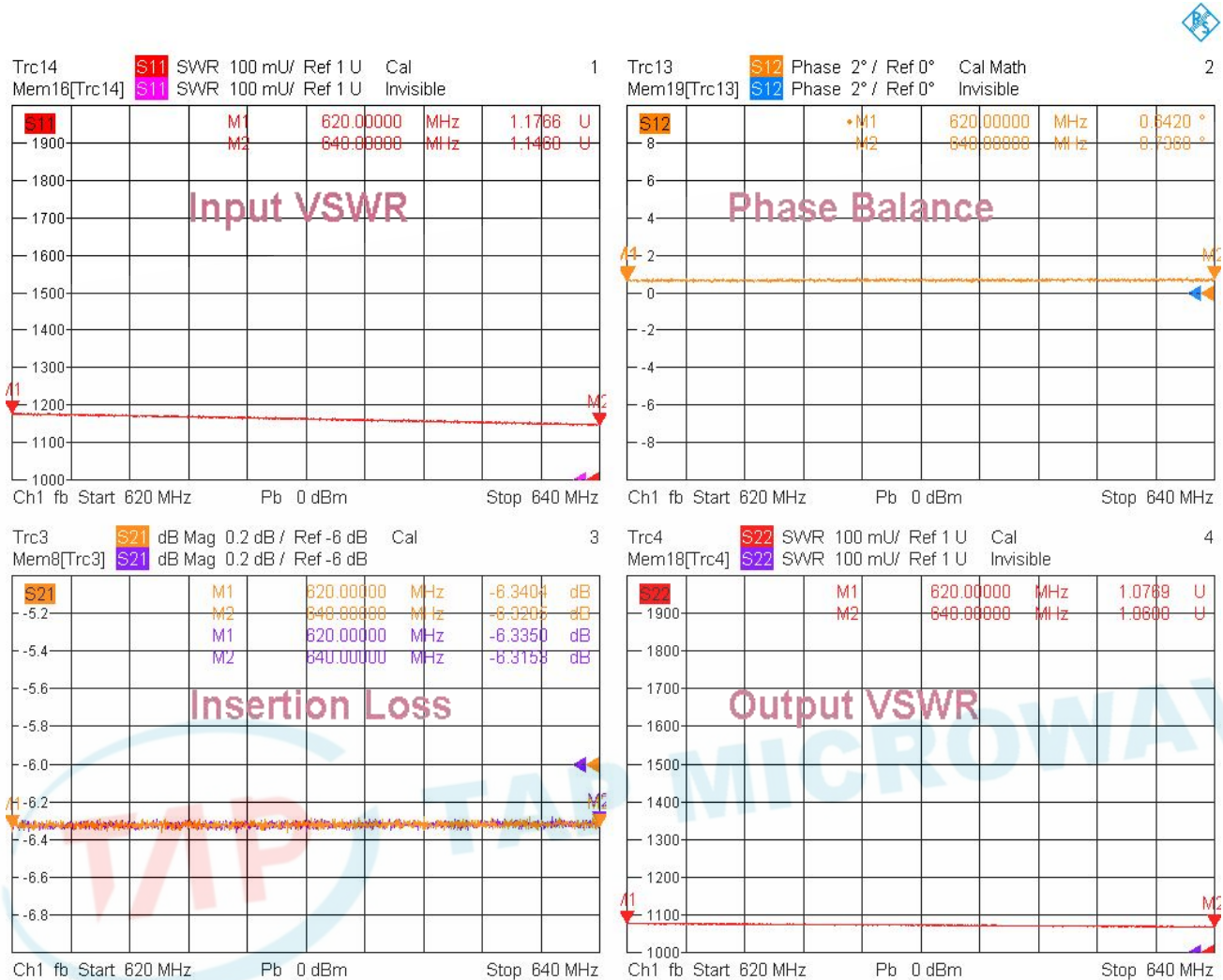
Technical Data Sheet			
Frequency Range	620~640MHz	Finish	Painted Blue_ RAL #5007
Insertion Loss	≤0.6dB (Above 6.02dB Split)	Connector Body	Brass, Tri-Alloy Plate
VSWR	Input ≤1.30:1 Output ≤1.20:1	Housing	Aluminum, 6061 T6 Clear Chem Conversion Film
Isolation	≥20dB	Connector Pin	Beryllium Copper, Gold Plate
Amplitude Balance	≤±0.2dB	Solder	Lead Free, RoHS Compliant
Phase Balance	≤±2°	Operating Temperature	-55~+85°C
<sup>1</sup> Power Handling	Forward ≤30Watt; Reversed ≤1Watt	Operating Humidity	Up to 95%, Non-Condensing
Impedance	50Ω	Weight	160g
Port Connectors	SMA-Female		

<sup>1</sup>Power Handling guaranteed when load's VSWR within 1.50:1.



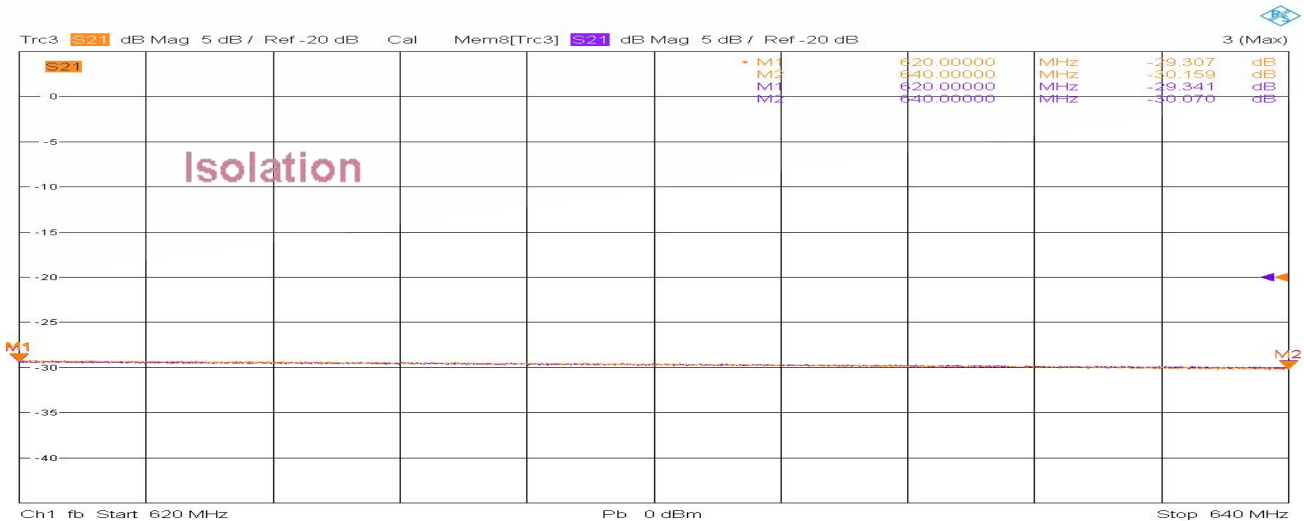
## Typical Performance

### 1. Insertion Loss, Amplitude &Phase Balance, VSWR



9/8/2023, 10:00 AM

### 2. Isolation



9/8/2023, 10:01 AM

