

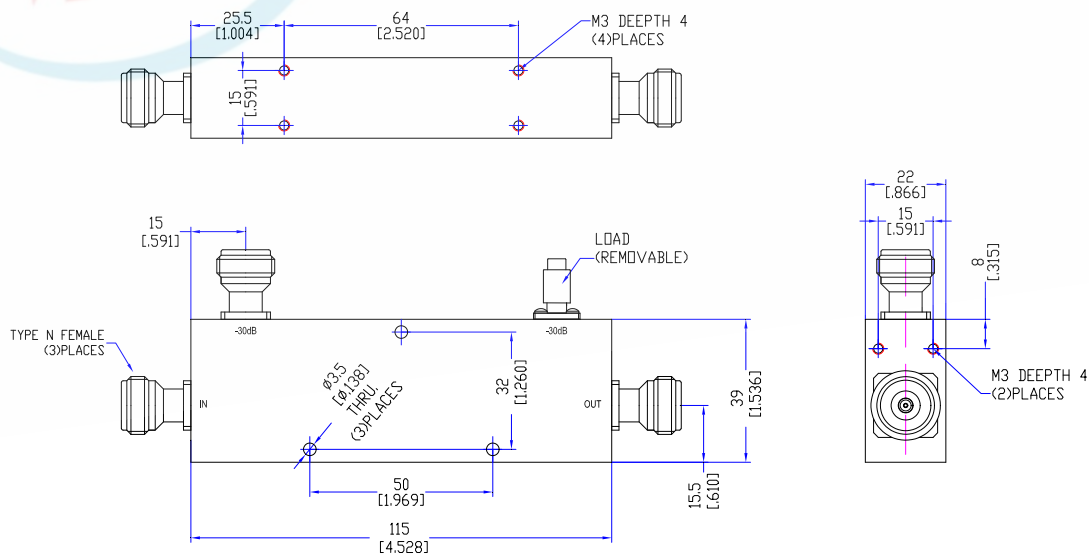
## Model TDC0920H30

### Features

Low VSWR  
High Directivity  
Broadband & Miniature Size

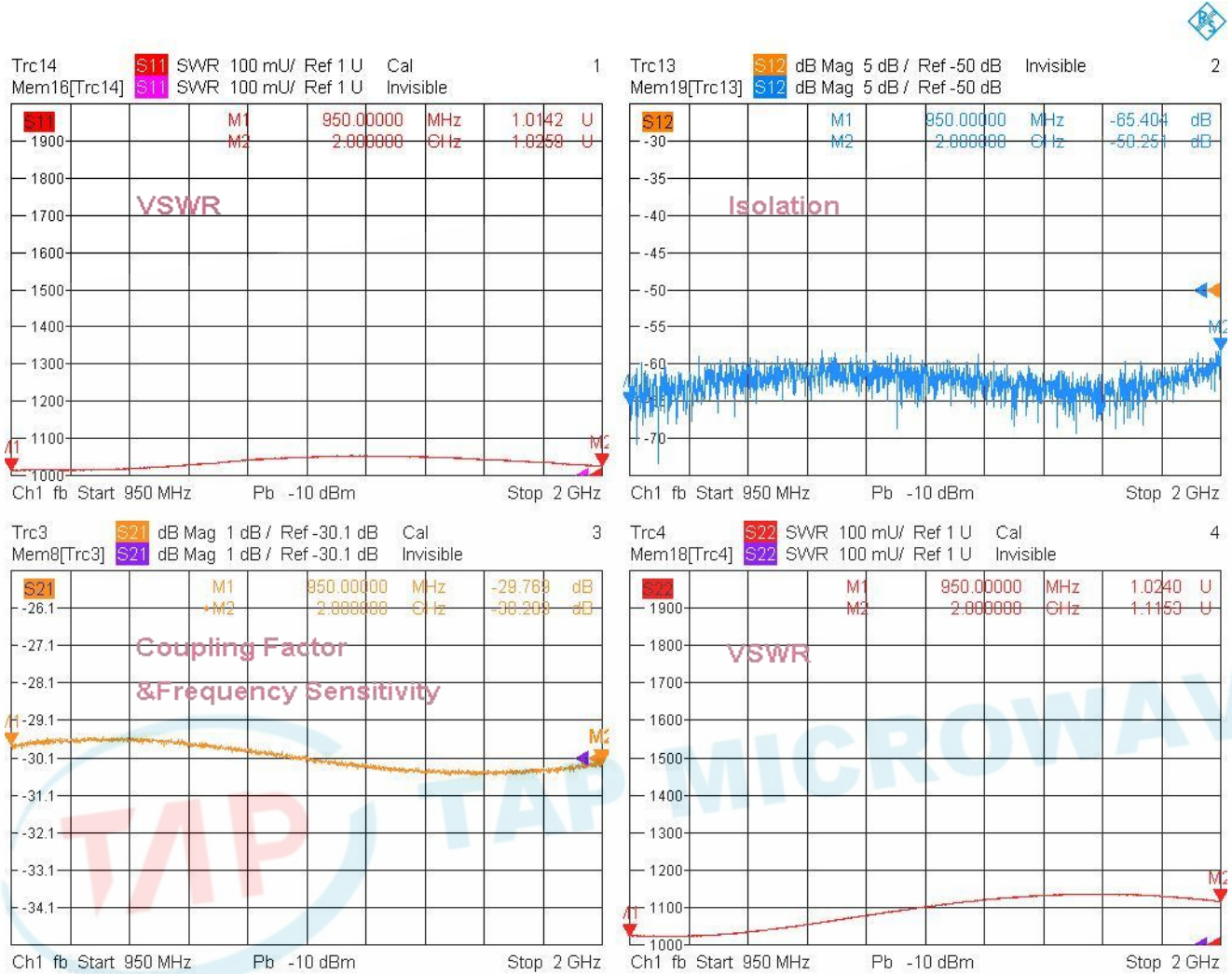
Technical Data Sheet			
Frequency Range	0.95~2GHz	Finish	Painted Blue_ RAL #5007
Insertion Loss	≤0.3dB (Excl. Coupling Loss 0.01dB)	Connector Body	Brass, Tri-Alloy Plate
Coupling Factor	≤30±1.0dB	Housing	Aluminum, 6061 T6 Clear Chem Conversion Film
Coupling Sensitivity	≤±1.0dB	Connector Pin	Beryllium Copper, Gold Plate
Directivity	≥20dB	Solder	Lead Free, RoHS Compliant
VSWR	≤1.20:1	Operating Temperature	-25~+65°C
<sup>1</sup> Power Handling	Incident ≤500Watt; Reflected ≤500Watt	Operating Humidity	Up to 95%, Non- Condensing
Impedance	50Ω	Weight	360g
Port Connectors	N-Female		

<sup>1</sup>Power Handling guaranteed when load's VSWR within 1.50:1.



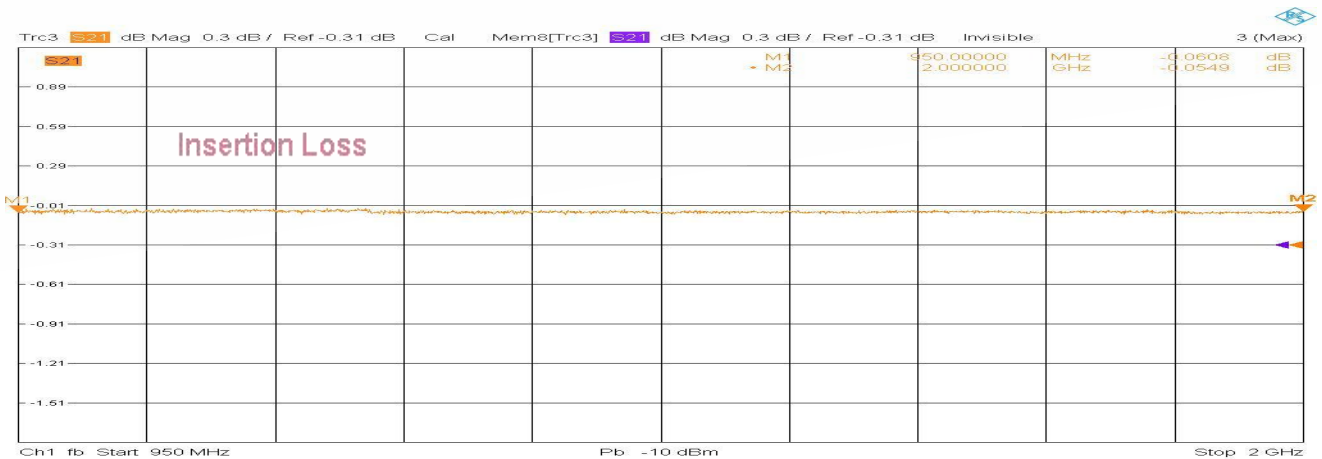
## Typical Performance

### 1. Coupling Factor & Sensitivity, Isolation, VSWR



11/3/2023, 3:09 PM

### 2. Insertion Loss



11/3/2023, 3:14 PM

