

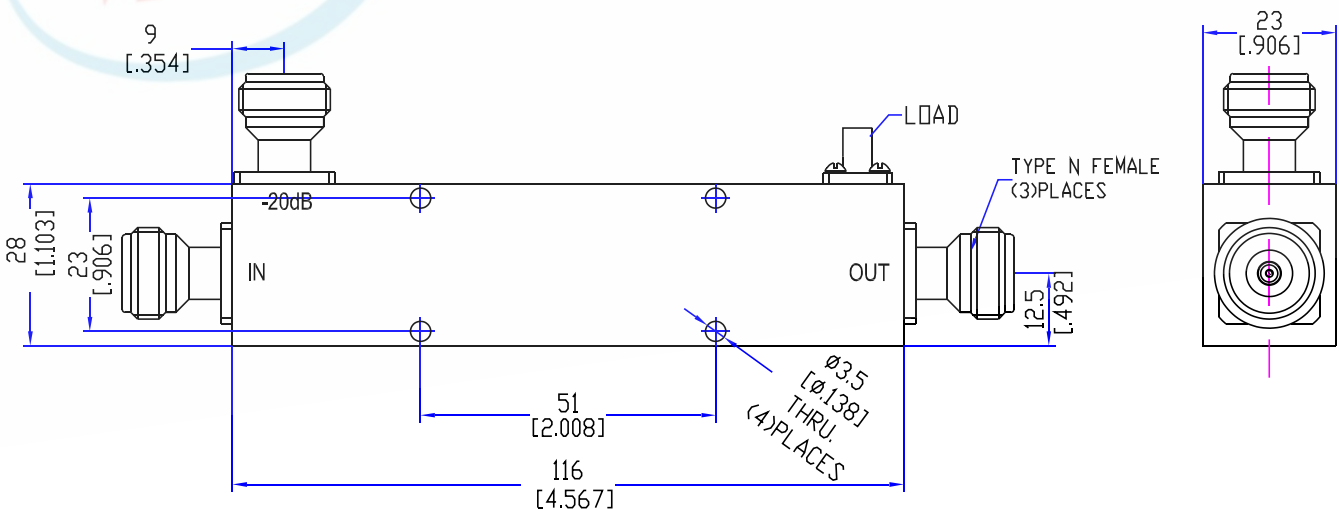
### Model TDC2352N20A

#### Features

Low VSWR  
High Directivity  
Broadband & Miniature Size

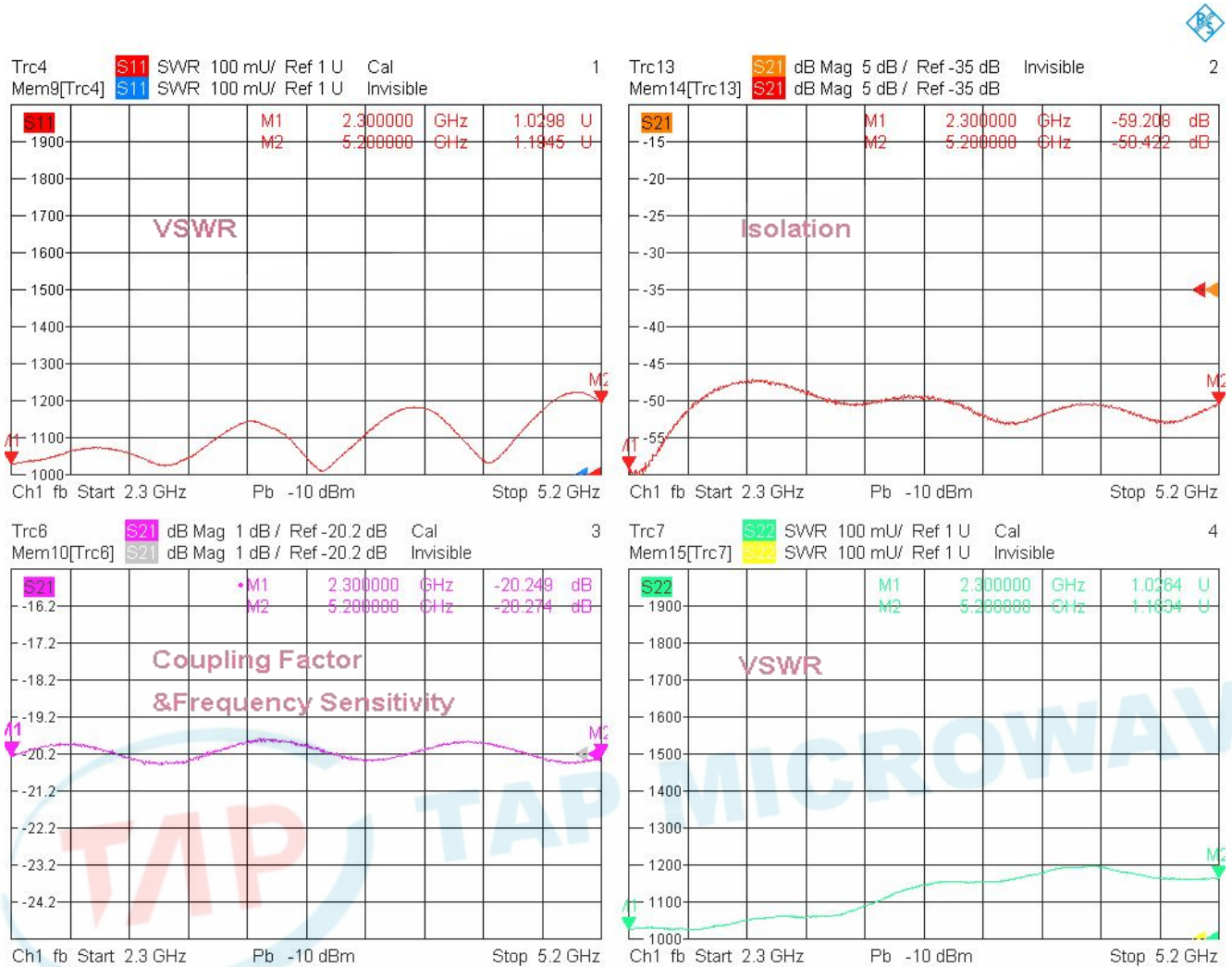
Technical Data Sheet			
Frequency Range	2.3~5.2GHz	Finish	Natural oxygen
Insertion Loss	≤0.6dB (Excl. Coupling Loss 0.04dB)	Connector Body	Brass, Tri-Alloy Plate
Coupling Factor	≤20±1dB	Housing	Aluminum, 6061 T6 Clear Chem Conversion Film
Coupling Sensitivity	≤±1dB	Connector Pin	Beryllium Copper, Gold Plate
Directivity	≥15dB	Solder	Lead Free, RoHS Compliant
VSWR	Primary ≤1.30:1 Secondary ≤1.30:1	Operating Temperature	-40~+85°C
<sup>1</sup> Power Handling	Incident ≤50Watt; Reflected ≤50Watt	Operating Humidity	Up to 95%, Non- Condensing
Impedance	50Ω	Weight	260g
Port Connectors	N-Female		

<sup>1</sup>Power Handling guaranteed when load's VSWR within 1.50:1.



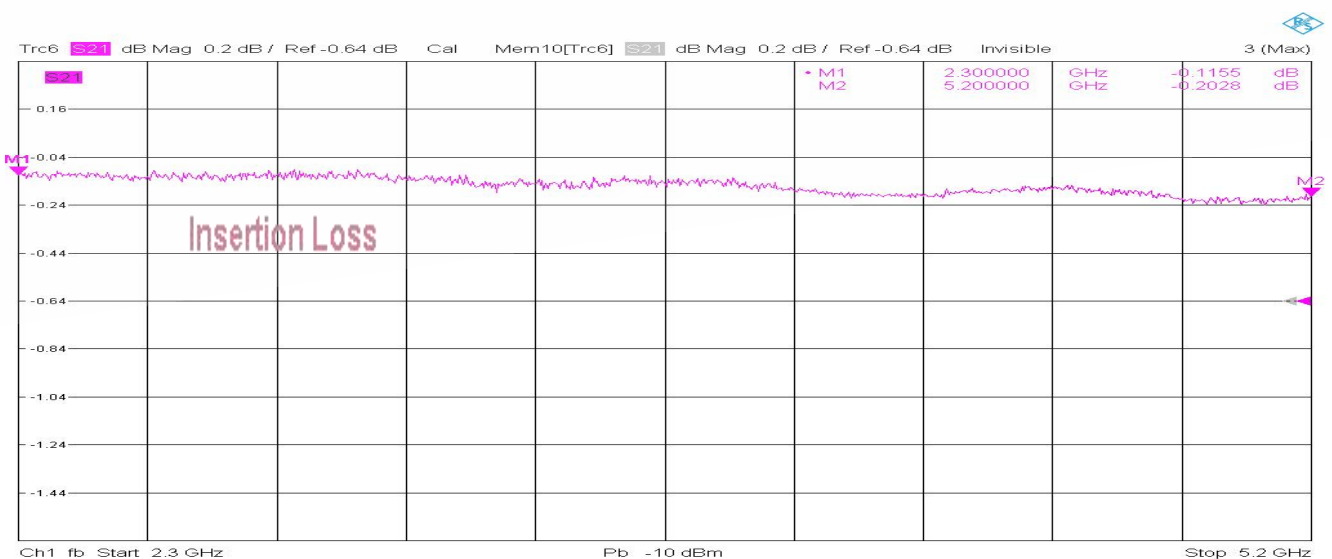
## Typical Performance

### 1. Coupling Factor & Sensitivity, Isolation, VSWR



11/14/2023, 2:22 PM

### 2. Insertion Loss



11/14/2023, 2:23 PM

